




Inquiry Lab

TEACHER ENRICHMENT RESOURCE PACKET



States of Matter

Matter is the stuff of the universe. Explore the different types of matter. How do they behave? How do they change from one state to another? Investigate these questions and examine some bizarre substances that seem to defy the laws of science.

Learning Objectives:

- Learn about the different states of matter and the properties of each
- Identify common properties in and classify unknown substances
- Practice teamwork skills while collaborating on group activities

Think it.
Try it.
Explorit.


contents

Learning Objectives	1
Background Information & Classroom Activities	2-4
Science Standards	5
Explorit Programs	5

Sponsored by:

The Morgan Family Fund
an advised fund of Silicon
Valley Community Foundation

Background Information "States of Matter"



Thank you for choosing Explorit Science Center's *Inquiry Lab* program to supplement your ongoing science curriculum. Whether you use the program to kick off a new unit, wrap up a nearly completed unit, or purely to excite and interest your students in the wonderful world of science, advance preparation and follow up with your students are critical to achieving the greatest educational benefit from this unique science experience.

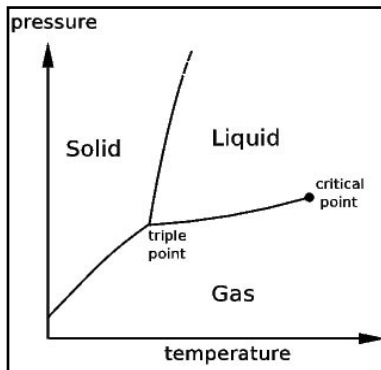
Explorit provides two resources to help prepare you and your students for the *Inquiry Lab*. First, simple logistics of the program are detailed in the confirmation letter. Second, this Teacher Enrichment Resource Packet outlines appropriate science content and processes to help you:

- successfully prepare your students prior to visiting Explorit;
- participate fully in the *Inquiry Lab* yourself; and
- follow-up with your students back in the classroom.

Matter is all around us. It surrounds us, interacts with us, and is us all of the time. Anything that takes up space is matter. Even though matter is found all over the universe, it only exists in five forms: solid, liquid, gas, plasma, and Bose-Einstein condensate. These forms are also known as the states or phases of matter. **Solids** are usually hard because they are composed of tightly packed molecules. Solids have a definite shape and volume. The molecules in a **liquid**, however, are more fluid. Consequently, liquids do not have a definite shape, only a definite volume. A liquid's shape will conform to the container that holds it. **Gases** are composed of high-energy molecules that are constantly bouncing around. Gases do not have a definite shape until they are forced to take the shape of a container. Gases will also take on the volume of their container.

Plasma consists of a collection of free moving electrons and ions—atoms that have lost electrons. Although plasma is the most common state of matter in the universe, it is not that common on earth. Plasmas are found in fluorescent bulbs, neon lights, and in some display screens. A fifth state of matter, called **Bose-Einstein Condensate (BEC)**, was observed in a laboratory in 1995. BEC occurs near absolute zero (-459°F) when atoms meld together to form a "super-atom." The properties of BEC are not yet fully understood, but scientists are performing exciting research on this new phase of matter.

Changes in pressure or temperature cause matter to undergo a **phase change**. Melting, solidification (freezing), evaporation, condensation, sublimation, and deposition are phase changes that occur. Ice cubes melt at a certain temperature. Dew drops on plants evaporate as the sun heats them. Steam condenses into droplets as it cools. Deposition occurs when water vapor in the air loses heat



Classroom Activity #1

energy so quickly that it skips condensation and freezes to form frost. The most popular example of sublimation is demonstrated with dry ice, that is, solid carbon dioxide. Frozen carbon dioxide sublimates into gas without passing through a liquid phase.

The states of matter of the objects in the world around us are easily taken for granted. The universe would be a very different place if water, for example, did not act as a liquid is expected to act but instead flowed spontaneously out of riverbeds and glasses! Understanding how molecules behave in certain substances and how these behaviors can change is important for most scientists. Meteorologists, physicists, chemists—all scientists—must understand the states of matter and the changes they undergo on some level.

ACTIVITY #1 Dry Ice Exploration

Background: Solid carbon dioxide is a fun way to study the process of sublimation.

Materials: Dry Ice (available at many grocery stores), thick gloves, mallet (for breaking dry ice into pieces), balloons, dish soap, food coloring, fruit juice

Instructions: Students will observe the sublimation process solid carbon dioxide undergoes at standard pressure and temperature on the earth. What is the explanation for dry ice's strange behavior?

1. Place a small chunk in a balloon. Tie up the balloon. What happens?
2. Add dry ice to water with food coloring and dish soap.
3. Place a piece of dry ice in fruit juice. When the dry ice has sublimated, the juice will be carbonated.

Follow up: Have students brainstorm practical uses for dry ice.

Safety note: Dry Ice is extremely cold and can burn skin. Use caution with handling dry ice. Be sure to always wear thick gloves and cover dry ice with a towel when breaking into chunks to prevent pieces from flying around.

ACTIVITY #2 Design-Your-Own Experiment

Background: Challenge students to design and conduct their own experiments using a small number of supplies.

Classroom Activity #2



Classroom Activity #3

Materials: worksheets for organizing experiment, water, boiling water, ice cubes, thermometers, cups, aluminum foil, saran wrap, paperclips, salt

Instructions: Give groups of students a tray containing a small amount of the materials above. Have them create and conduct an experiment that investigates the states of matter using only these supplies.

Follow up: Have classmates examine each experiment. What can be concluded from each test? How can the experiments be improved? Is the scientific method being followed?

ACTIVITY #3 Ice Cream in a Bag!

Materials: milk, vanilla, sugar, crushed ice, salt, plastic baggies, gloves

Instructions: Follow the instructions on this website for instructions on a fun experiment with the states of matter that you can eat when you are finished! <http://www.teachnet.com/lesson/science/icecream051999.html>

Follow up: Discuss the phase change that occurred to make the ice cream. How does the salt help?

Classroom Activity #4

ACTIVITY #4 What's the Matter?: States of Matter Phase Changes Game

Background: Students will demonstrate their understanding of the different states of matter, their molecular properties, and how they change.

Materials: groups of students

Instructions: Each group will be responsible for acting like a particular state of matter. Individual group members are the "molecules" of the matter:

Solids: Group will stand close together in a rigid shape with each molecule vibrating slightly

Liquids: Molecules will flow around each other depending on the shape of the container they are in

Gases: Molecules will bounce around and off of each other very quickly

Each group will start out as a certain state of matter. When the instructor announces a phase change (melting, solidification/freezing, evaporation, condensation, sublimation, deposition), the groups will have to change their behavior accordingly. Alternatively the instructor could announce an increase/decrease in temperature or pressure and the groups would have to modify their behavior to fit the phase change that is induced.

Science Standards

CA STANDARDS

Physical Science (K-1ab; 1-1ab; 2-1g; 3-1egh)

Investigation and Experimentation (K-4abe; 1-4abd; 2-4acg; 3-5bde; 4-6ac; 5-6abh; 6-7ae)

NATIONAL STANDARDS

K-4: A, B, E, G; 5-8: A

Explorit Programs for Schools and Groups

At Explorit's Sites

Discovery Lessons & Inquiry Labs **Nature Safaris & Labs**

Visit one or more of the Changing Exhibitions throughout the year
Fall and Spring visits to Explorit's outdoor spaces at Mace Ranch Park

Explorit in Your Classroom

Classroom Adventures **Young Scientist Series**

Science Investigations for Grades K-6
Science investigations through multiple visits

For the Whole School

Health in Your World **Science in Your World** **Science Assembly**

Learn about keeping your body and the world healthy and safe
The ultimate family science night
A multi-media presentation for the whole school

Reservations required.
For information please call
530.756.0191

HOW TO CONTACT US



Location: 2801 2nd Street, Davis
Phone: 530.756.0191
Fax: 530.756.1227
E-mail: explorit@explorit.org
Web: www.explorit.org